

FINAL EXAM
MATH 18.022, MIT, AUTUMN 10

You have three hours. This test is closed book, closed notes, no calculators.

Name: MODEL ANSWERS

Signature: _____

Recitation Time: _____

There are 10 problems, and the total number of points is 200. Show all your work. *Please make your work as clear and easy to follow as possible.*

Problem	Points	Score
1	20	
2	20	
3	20	
4	20	
5	20	
6	20	
7	20	
8	20	
9	20	
10	20	
Total	200	

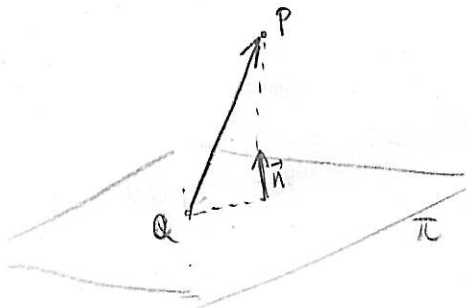
1. (20pts) Find the shortest distance between the plane Π given by the equation $2x - y + 3z = 3$ and the point of intersection of the two lines l_1 and l_2 given parametrically by

$$(x, y, z) = (2t - 3, t, 1 - t) \quad \text{and} \quad (x, y, z) = (1, 1 - t, t).$$

• Point where the two lines intersect:
$$\begin{cases} 2t_1 - 3 = 1 \\ t_1 = 1 - t_2 \\ 1 - t_1 = t_2 \end{cases} \Leftrightarrow \begin{cases} t_1 = 2 \\ t_2 = -1 \end{cases}$$

so $(x, y, z) = (1, 2, -1) = P$

• Arbitrary point on the plane Π ; for example $Q = (0, 0, 1)$
Normal vector to the plane Π : $\vec{n} = (2, -1, 3)$



$$\vec{QP} = (1, 2, -1) - (0, 0, 1) = (1, 2, -2)$$

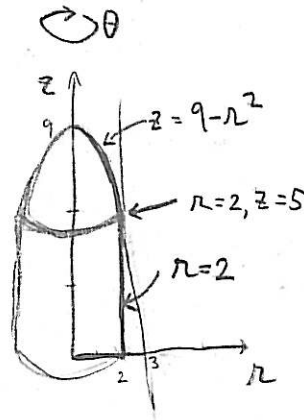
$$\text{distance} = \left\| \text{proj}_{\vec{n}} \vec{QP} \right\| = \left\| \frac{\vec{QP} \cdot \vec{n}}{\vec{n} \cdot \vec{n}} \vec{n} \right\|$$

$$= \left\| \frac{2-2-6}{4+1+9} (2, -1, 3) \right\| = \frac{6}{14} \sqrt{4+1+9} = \boxed{\frac{6}{\sqrt{14}}}$$

2. (20pts) Let W be the solid bounded by the paraboloid $z = 9 - x^2 - y^2$, the xy -plane, and the cylinder $x^2 + y^2 = 4$.

(a) Set up an integral in cylindrical coordinates for evaluating the volume of W .

$$\text{vol } W = \int_0^{2\pi} \int_0^2 \int_0^{9-r^2} r \, dz \, dr \, d\theta$$



(b) Evaluate this integral.

$$\text{vol } W = 2\pi \int_0^2 r(9-r^2) \, dr$$

$$= 2\pi \int_0^2 (9r - r^3) \, dr$$

$$= 2\pi \left(\frac{9r^2}{2} - \frac{r^4}{4} \right) \Big|_{r=0}^2$$

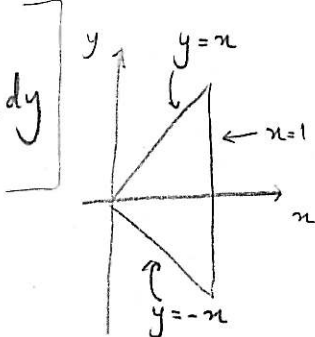
$$= 2\pi \left(9 \frac{4}{2} - \frac{16}{4} \right)$$

$$= 2\pi (18 - 4)$$

$$= \boxed{28\pi}$$

3. (20pts) (a) Change the order of integration of the integral

$$\int_0^1 \int_{-x}^x y^2 \cos(xy) dy dx =$$

$$= \int_{-1}^0 \int_{-y}^1 y^2 \cos(xy) dx dy + \int_0^1 \int_y^1 y^2 \cos(xy) dx dy$$


(b) Evaluate this integral.

$$= \int_{-1}^0 (y \sin(xy)) \Big|_{x=-y}^1 dy + \int_0^1 (y \sin(xy)) \Big|_{x=y}^1 dy$$

$$= \int_{-1}^0 (y \sin y - y \sin(-y^2)) dy + \int_0^1 (y \sin y - y \sin(y^2)) dy$$

$$= \int_{-1}^1 y \sin y dy + \int_{-1}^0 -y \sin(-y^2) dy + \int_0^1 -y \sin(y^2) dy = \textcircled{*}$$

integration
by parts

$$u = y$$

$$v' = \sin y$$

$$(v = -\cos y)$$

$$= 2 \int_0^1 y \sin y dy$$

$$= 2 \left[(-y \cos y) \Big|_{y=0}^1 - \int_0^1 -\cos y dy \right]$$

$$= 2 \left[-\cos 1 - (-\sin y) \Big|_{y=0}^1 \right]$$

$$= 2 \left[-\cos 1 + \sin 1 \right]$$

$$= \left(\frac{\cos(-y^2)}{-2} \right) \Big|_{y=-1}^0$$

$$= \frac{1 - \cos 1}{-2}$$

$$= \frac{\cos 1 - 1}{2}$$

$$= \left(\frac{\cos(-y^2)}{2} \right) \Big|_{y=0}^1$$

$$= \frac{\cos 1 - 1}{2}$$

$$\textcircled{*} = -2 \cos 1 + 2 \sin 1 + \cos 1 - 1 = \boxed{2(\sin 1) - (\cos 1) - 1}$$

4. (20pts) Let $\vec{r}: I \rightarrow \mathbb{R}^3$ be a regular smooth curve parametrised by arclength. Let $a \in I$ and suppose that

$$\vec{T}(a) = \frac{2}{7}\hat{i} - \frac{6}{7}\hat{j} - \frac{3}{7}\hat{k}, \quad \vec{B}(a) = \frac{3}{7}\hat{i} - \frac{2}{7}\hat{j} + \frac{6}{7}\hat{k}, \quad \frac{d\vec{N}}{ds}(a) = -\frac{13}{7}\hat{i} + \frac{18}{7}\hat{j} - \frac{12}{7}\hat{k}.$$

Find:

(i) the unit normal vector $\vec{N}(a)$.

$$\vec{B} = \vec{T} \times \vec{N}, \quad \text{so} \quad \begin{array}{c} \vec{B} \\ \uparrow \\ \vec{T} \quad \vec{N} \end{array} \quad \vec{N} = \vec{B} \times \vec{T}$$

$$\vec{N}(a) = \vec{B}(a) \times \vec{T}(a) = \begin{vmatrix} \hat{i} & \hat{j} & \hat{k} \\ \frac{3}{7} & -\frac{2}{7} & \frac{6}{7} \\ \frac{2}{7} & -\frac{6}{7} & -\frac{3}{7} \end{vmatrix} = \frac{1}{49} (6+36, 12+9, -18+4) = \left(\frac{6}{7}, \frac{3}{7}, -\frac{2}{7} \right)$$

(ii) the curvature $\kappa(a)$.

$$\vec{N}' = -\kappa \vec{T} + \tau \vec{B} \quad \rightsquigarrow \quad (\text{dot with } \vec{T} \text{ on both sides}) \quad \rightsquigarrow \quad \vec{N}' \cdot \vec{T} = -\kappa$$

$$\kappa(a) = -\vec{N}'(a) \cdot \vec{T}(a) = -\left(-\frac{13}{7}, \frac{18}{7}, -\frac{12}{7}\right) \cdot \left(\frac{2}{7}, -\frac{6}{7}, -\frac{3}{7}\right) = \frac{1}{49} (26+108-36) = \frac{98}{49} = \boxed{2}$$

(iii) the torsion $\tau(a)$.

$$\vec{N}' = -\kappa \vec{T} + \tau \vec{B} \quad \rightsquigarrow \quad (\text{dot with } \vec{B} \text{ on both sides}) \quad \rightsquigarrow \quad \vec{N}' \cdot \vec{B} = \tau$$

$$\begin{aligned} \tau(a) &= \vec{N}'(a) \cdot \vec{B}(a) = \frac{1}{49} (-13, 18, -12) \cdot (3, -2, 6) \\ &= \frac{1}{49} (-39 - 36 - 72) \\ &= -\frac{147}{49} = \boxed{-3} \end{aligned}$$

5. (20pts) Let

$$C = \{(x, y, z) \in \mathbb{R}^3 \mid x^2 z^3 - x^3 z^2 = 0, x^2 y + xy^3 = 2\}.$$

(a) Show that in a neighbourhood of the point $P = (1, 1, 1)$, C is a smooth curve with a parametrisation of the form

$$\vec{g}(x) = (x, g_1(x), g_2(x)).$$

$$\text{Let } F(x, y, z) = (x^2 z^3 - x^3 z^2, x^2 y + xy^3 - 2)$$

$$\frac{\partial F}{\partial (y, z)}(1, 1, 1) = \det \begin{bmatrix} 0 & 3x^2 z^2 - 2x^3 z \\ x^2 + 3xy^2 & 0 \end{bmatrix} \bigg|_{(x, y, z) = (1, 1, 1)} = \det \begin{bmatrix} 0 & 1 \\ 4 & 0 \end{bmatrix} = -4 \neq 0$$

Then, by the implicit function theorem, in a neighborhood of $P = (1, 1, 1)$, C

(b) Find a parametrisation of the tangent line to C at P . can be parametrized by x .

Take the derivative with respect to x on both sides of the

equation $F(x, g_1(x), g_2(x)) = (0, 0)$, and evaluate at $x=1$:

$$\frac{\partial F}{\partial x} + \frac{\partial F}{\partial y} g_1'(x) + \frac{\partial F}{\partial z} g_2'(x) = (0, 0) \quad \leftarrow \text{actually two equations!}$$

$$\Leftrightarrow \begin{cases} (2xz^3 - 3x^2z^2) + 0 + (3x^2z^2 - 2x^3z)g_2'(x) = 0 \\ (2xy + y^3) + (x^2 + 3xy^2)g_1'(x) = 0 \end{cases} \Leftrightarrow \begin{cases} -1 + g_2'(1) = 0 \\ 3 + 4g_1'(1) = 0 \end{cases} \Leftrightarrow \begin{cases} g_2'(1) = 1 \\ g_1'(1) = -\frac{3}{4} \end{cases}$$

Vector tangent to curve C at $P = (1, 1, 1)$: $(1, g_1'(1), g_2'(1)) = (1, -\frac{3}{4}, 1)$

Point on tangent line: $P = (1, 1, 1)$

$$\text{Equation of the line: } (x, y, z) = (1, 1, 1) + t(1, -\frac{3}{4}, 1)$$

$$\text{or } \boxed{(x, y, z) = (1+t, 1-\frac{3}{4}t, 1+t)}$$

6. (20pts) Let $f: \mathbb{R}^2 \rightarrow \mathbb{R}$ be the function $f(x, y) = xy$.

(a) Show that f has a global maximum on the ellipse $9x^2 + 4y^2 = 36$.

f is a continuous function
the ellipse is a compact set
(bounded + closed) $\} \Rightarrow f$ has a global maximum
on the ellipse

(b) Find this global maximum value of f .

$$\nabla f = \lambda \nabla g \Leftrightarrow (y, x) = \lambda (18x, 8y) \Leftrightarrow \begin{cases} y = 18\lambda x \\ x = 8\lambda y \end{cases}$$

$$y = 18 \cdot 8 \lambda^2 y \begin{cases} \nearrow y=0 \rightarrow x=y=0 \text{ (not on ellipse)} \\ \searrow \lambda = \pm \frac{1}{12} \end{cases}$$

$$\lambda = \frac{1}{12} : y = \frac{18}{12} x = \frac{3}{2} x, \text{ so } 9x^2 + 4 \left(\frac{3}{2}x\right)^2 = 36 \Leftrightarrow 18x^2 = 36 \Leftrightarrow x = \pm\sqrt{2} \rightsquigarrow y = \frac{3}{2}x = \pm \frac{3}{\sqrt{2}}$$

$$f\left(\pm\sqrt{2}, \pm \frac{3}{\sqrt{2}}\right) = 3$$

$$\lambda = -\frac{1}{12} : y = -\frac{18}{12} x = -\frac{3}{2} x, \text{ so } x = \pm\sqrt{2} \rightsquigarrow y = \mp \frac{3}{\sqrt{2}}$$

$$f\left(\pm\sqrt{2}, \mp \frac{3}{\sqrt{2}}\right) = -3$$

Maximum value of f is $\boxed{3}$ (at points $(\sqrt{2}, \frac{3}{\sqrt{2}})$ and $(-\sqrt{2}, -\frac{3}{\sqrt{2}})$)

7. (20pts) Let D be the region bounded by the four curves $x^2 - y^2 = 1$, $x^2 - y^2 = 4$, $x^2/4 + y^2 = 1$ and $x^2/16 + y^2/4 = 1$.
 (a) Compute $dx dy$ in terms of $du dv$, where $u = x^2 - y^2$ and $v = x^2/4 + y^2$.

$$\frac{\partial(u,v)}{\partial(x,y)} = \left| \det \begin{bmatrix} 2x & -2y \\ \frac{2x}{4} & 2y \end{bmatrix} \right| = |4xy + xy| = 5|xy|$$

$$\text{So } dx dy = \frac{1}{5|xy|} du dv$$

- (b) Evaluate the integral

$$\iint_D \frac{xy}{y^2 - x^2} dx dy.$$

The function $\frac{xy}{y^2 - x^2}$ is odd

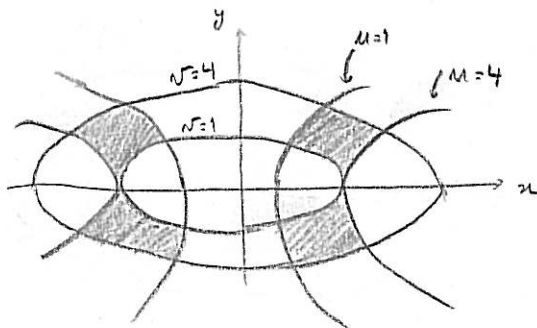
with respect to x (and y too),


so its integral over the first and fourth

quadrants will cancel out with the integral over the second and

third quadrants:

$$\iint_D \frac{xy}{y^2 - x^2} dx dy = 0$$





8. (20pts) (a) Find the area of the region that lies inside the closed curve defined by the equation $r = 2a(1 + \sin 2\theta)$ in polar coordinates

$$\begin{aligned} \text{area} &= \int_0^{2\pi} \int_0^{2a(1+\sin 2\theta)} r \, dr \, d\theta = \int_0^{2\pi} \frac{4a^2(1+\sin 2\theta)^2}{2} d\theta \\ &= 2a^2 \int_0^{2\pi} (1 + \sin 2\theta)^2 d\theta = 2a^2 \int_0^{2\pi} (1 + (\sin 2\theta)^2 + 2 \sin 2\theta) d\theta \\ &= 2a^2 \left(2\pi + \pi + (-\cos 2\theta) \Big|_{\theta=0}^{2\pi} \right) = \boxed{6\pi a^2} \end{aligned}$$

$$\int_0^{2\pi} (\sin 2\theta)^2 d\theta = \frac{1}{2} \int_0^{2\pi} (\sin 2\theta)^2 + (\cos 2\theta)^2 d\theta = \frac{1}{2} 2\pi = \pi$$

(b) Find the line integral of $\vec{F} = -y\hat{i} + x\hat{j}$ along the curve, oriented counter-clockwise.

Green's theorem in vector form (Stokes theorem)

$$\oint_C \vec{F} \cdot d\vec{s} = \iint_D (\nabla \times \vec{F}) \cdot \hat{k} \, dA$$

C



$$= \iint_D 2 \, dA$$



$$= 2 \cdot 6\pi a^2 = \boxed{12\pi a^2}$$

$$\nabla \times \vec{F} = \begin{vmatrix} \hat{i} & \hat{j} & \hat{k} \\ \partial_x & \partial_y & \partial_z \\ -y & x & 0 \end{vmatrix} = (0, 0, 2)$$

9. (20pts) Let S be the circle with centre $(2, 3, -1)$ and radius 3 lying in the plane with normal vector $\hat{n} = (\frac{1}{3}, \frac{2}{3}, -\frac{2}{3})$. Find the flux of the vector field $\vec{F}(x, y, z) = y\hat{j} + z\hat{j} + x\hat{k}$ through S in the direction of \hat{n} .

First find two vectors \hat{a}, \hat{b} orthogonal to \hat{n} .

$$\hat{a} = \left(-\frac{2}{3}, \frac{2}{3}, \frac{1}{3}\right) \quad \hat{a} \cdot \hat{n} = 0 \quad \checkmark$$

$$\hat{b} = \hat{n} \times \hat{a} = \begin{vmatrix} \hat{i} & \hat{j} & \hat{k} \\ \frac{1}{3} & \frac{2}{3} & -\frac{2}{3} \\ -\frac{2}{3} & \frac{2}{3} & \frac{1}{3} \end{vmatrix} = \frac{2}{3}\hat{i} + \frac{1}{3}\hat{j} + \frac{2}{3}\hat{k}$$

$(\hat{a}, \hat{b}, \hat{n})$ right handed set.

$$U = (0, 3) \times (0, 2\pi)$$

$$\hat{g}: U \rightarrow \mathbb{R}^3$$

$$(r, \theta) \rightarrow \vec{OP} + r \cos \theta \hat{a} + r \sin \theta \hat{b}$$

$$\frac{d\hat{g}}{dr} = \cos \theta \hat{a} + \sin \theta \hat{b}$$

$$\frac{d\hat{g}}{d\theta} = -r \sin \theta \hat{a} + r \cos \theta \hat{b}$$

$$\begin{aligned} \frac{d\hat{g}}{dr} \times \frac{d\hat{g}}{d\theta} &= (\cos \theta \hat{a} + \sin \theta \hat{b}) \times (-r \sin \theta \hat{a} + r \cos \theta \hat{b}) \\ &= r(\cos^2 \theta + \sin^2 \theta) \hat{n} = r \hat{n} \end{aligned}$$

$$\iint_S \vec{F} \cdot d\vec{S} = \iint_U \vec{F} \cdot \left(\frac{\partial \vec{g}}{\partial r} \times \frac{\partial \vec{g}}{\partial \theta} \right) ds = \iint_U (\vec{F}(r, \theta) \cdot r \hat{n}) dr d\theta$$

$$= \int_0^{2\pi} \int_0^3 (x + y \cos \theta + z \sin \theta) dr d\theta$$

$$\alpha = \frac{3}{3} - \frac{2}{3} - \frac{2}{3} = -1$$

$$\int_0^{2\pi} \cos \theta d\theta = \int_0^{2\pi} \sin \theta d\theta = 0$$

ignore β, γ .

10. (20pts) Let $S_a(P)$ denote the sphere centred at P of radius a and oriented outwards. A smooth vector field \vec{F} is defined on all of \mathbb{R}^3 except the three points $P_1 = (0, 0, 0)$, $P_2 = (4, 0, 0)$ and $P_3 = (8, 0, 0)$. Suppose that the divergence of \vec{F} is zero and that

$$\iint_{S_1(P_1)} \vec{F} \cdot d\vec{S} = 1, \quad \iint_{S_6(P_1)} \vec{F} \cdot d\vec{S} = 3 \quad \text{and} \quad \iint_{S_6(P_3)} \vec{F} \cdot d\vec{S} = 5.$$

Find the following flux integrals:

(a)

$$\iint_{S_1(P_2)} \vec{F} \cdot d\vec{S} = 2$$

Let M be the closed ball of radius 6 containing P_1 , minus the interior of the balls of radius 1 about P_1 and P_2 . Then $\partial M = S_6(P_1) + S'_1(P_1) + S'_1(P_2)$ and M is a smooth 2-manifold with boundary

(b)

same reasoning:

$$\begin{array}{c} \iint_{S_1(P_3)} \vec{F} \cdot d\vec{S} \\ \parallel \\ 5 - 2 \\ \parallel \\ 3 \end{array}$$

Gauss divergence thm:

$$0 = \iiint_M \nabla \cdot \vec{F} \, dV = \iint_{\partial M} \vec{F} \cdot d\vec{S}$$

$$= \iint_{S_6(P_1)} \vec{F} \cdot d\vec{S} + \iint_{S'_1(P_1)} \vec{F} \cdot d\vec{S} + \iint_{S'_1(P_2)} \vec{F} \cdot d\vec{S}$$

$$\iint_{S'_1(P_2)} \vec{F} \cdot d\vec{S} = \iint_{S_6(P_1)} \vec{F} \cdot d\vec{S} - \iint_{S'_1(P_1)} \vec{F} \cdot d\vec{S}$$

$$= 3 - 1$$

$$= 2$$

MIT OpenCourseWare
<http://ocw.mit.edu>

18.022 Calculus of Several Variables
Fall 2010

For information about citing these materials or our Terms of Use, visit: <http://ocw.mit.edu/terms>.