

12.005 Lecture Notes 19

Stress and strain from a screw dislocation

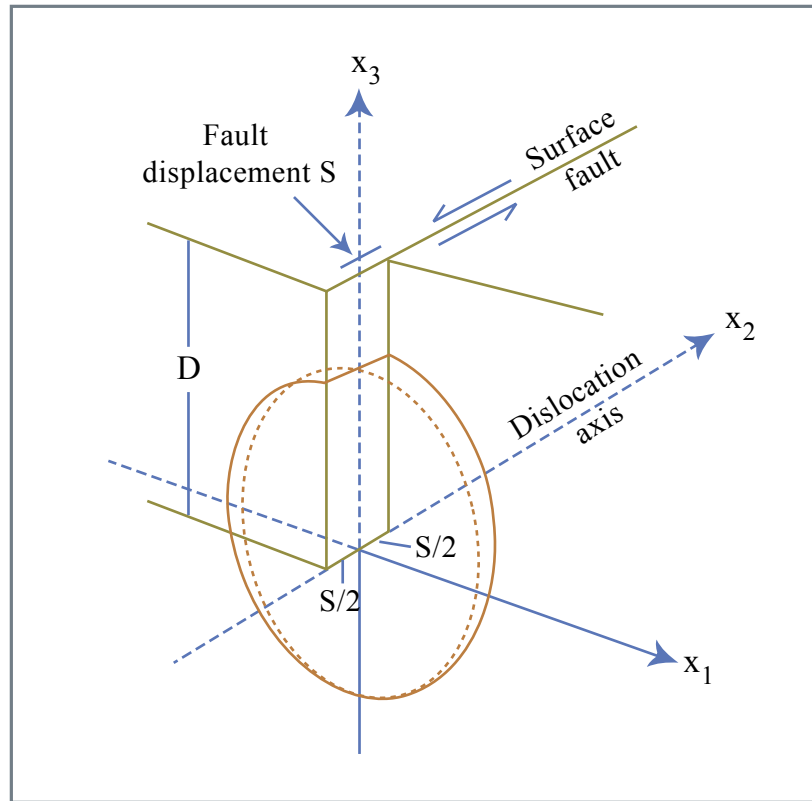


Figure 19.1

Figure by MIT OCW.

Need to get traction = 0 at surface. First consider ∞ medium.

Assume:

$$u_1 = u_3 = 0$$

$$u_2 = \frac{S\theta}{2\pi}$$

$$\nabla \cdot u = 0 \Rightarrow \text{no compression, only shear}$$

Symmetry \Rightarrow cylindrical coordinates, r, θ, z

$$\text{with } z \text{ parallel to } x_2 \text{ axis; } u_r = u_\theta = 0$$

$$\text{Solution is } \sigma_{\theta z} = \frac{\mu}{r} \frac{\partial u_z}{\partial \theta} = \frac{\mu S}{2\pi r}$$

We can get σ_{ij} by coordinate transformation.

How to get traction on surface?

Trick – image dislocation

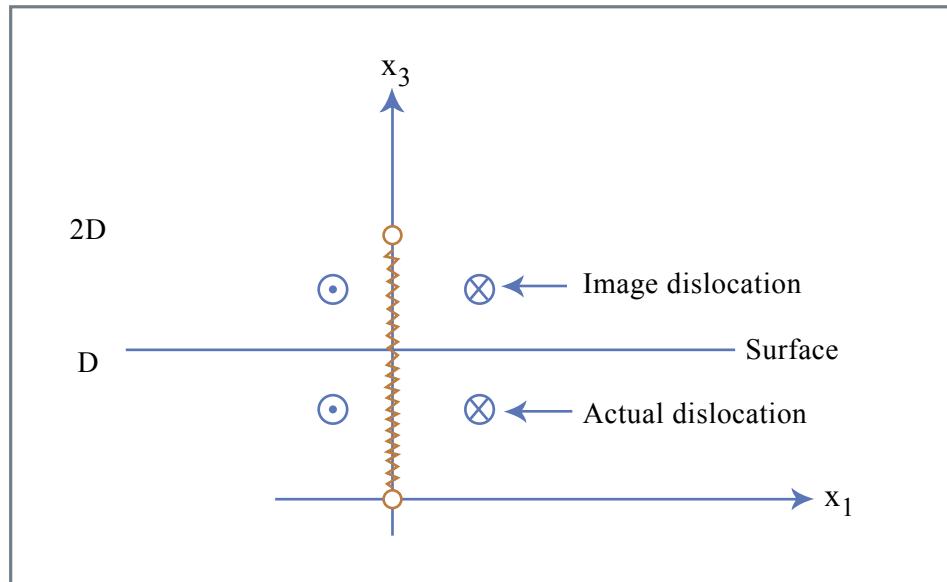


Figure 19.2

Figure by MIT OCW.

Solution for matched image dislocation is whole space gives $\sigma_{i3} = 0$ on surface of $\frac{1}{2}$ space!

Shear strain at surface:

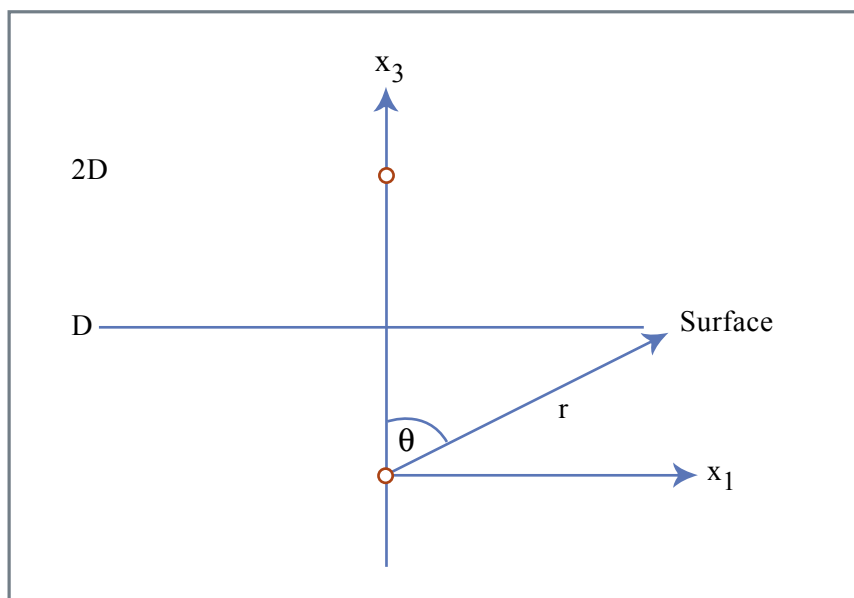


Figure 19.3

Figure by MIT OCW.

$$r^2 = x_1^2 + x_3^2$$

From each dislocation $\varepsilon_{z\theta} = \frac{S}{2\pi r}$

Rotating strain tensor

$$\varepsilon_{12} = \varepsilon_{z\theta} \cos \theta = \varepsilon_{z\theta} \frac{x_3}{r}$$

At surface

$$\varepsilon_{12}^D = \frac{S}{2\pi} \left[\frac{x_3}{x_1^2 + x_3^2} + \frac{2D - x_3}{(2D - x_3)^2 + x_1^2} \right] = \frac{SD}{\pi(D^2 + x_1^2)}$$

where

$$\frac{x_3}{x_1^2 + x_3^2} \text{ is actual dislocation}$$

$$\frac{2D - x_3}{(2D - x_3)^2 + x_1^2} \text{ is image dislocation}$$

Displacement

$$u_2 = \int_{-\infty}^{x_1} \varepsilon_{12}^D dx_1 = \frac{S}{2} \left(1 - \frac{2}{\pi} \tan^{-1} \frac{x_1}{D} \right)$$

Aside – slip discontinuity objectionable?

$$\sigma_{12} \rightarrow \infty \text{ along } x_1 = 0 \text{ as } x_3 \rightarrow 0$$

(stress singularity at tip of fault)

Alternative model

Apply uniform σ_{12}^0

Cut $0 \leq x_3 \leq D$, set $\sigma_{12} = 0$

$$u_2 = \frac{S}{2} \left(\left(1 + \frac{x_1^2}{D^2} \right)^{1/2} - \frac{x_1}{D} \right)$$

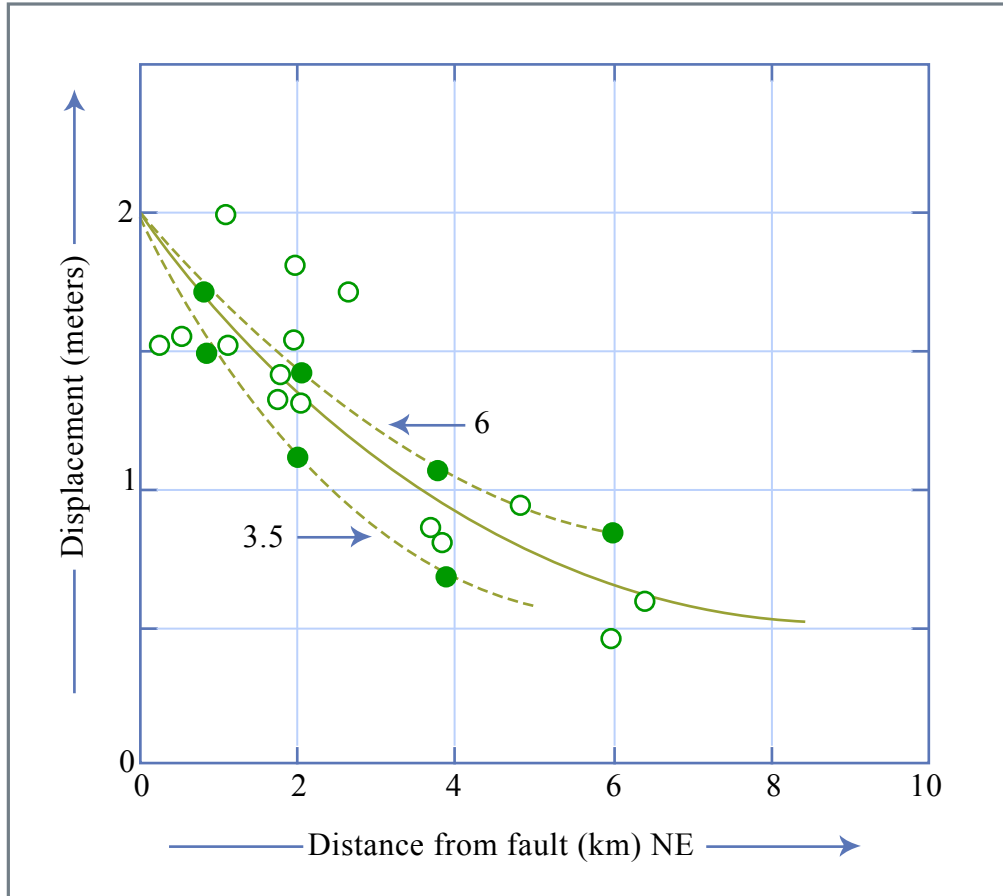


Figure 19.4

Figure by MIT OCW.

Virtually indistinguishable!

St. Venant's principle

Elastostatics – if boundary tractions on a part S_I of the boundary of S are replaced by statically equivalent traction dist, effects on stress dist are negligible at pts whose distance from S_I is large compare to size of S .

Usual context – long beam under end load (non-uniform)

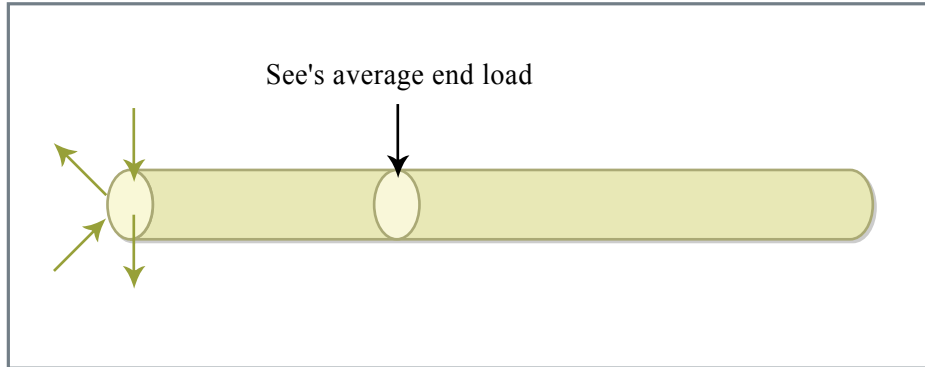


Figure 19.5

Figure by MIT OCW.

Apply to loading 1/2 space

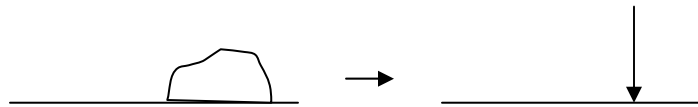


Figure 19.6

Pt source approximates in seismology.